

Skydive Temple



Located in the Killeen / Fort Hood Area

Rated by the United States Parachute Association

Establish in 1989 by Vietnam era Army Special Forces Operator

Currently owned by (MSG Ret) Scott Maschek and (SSG Ret) Anthony Maschek

Primary AFF Instructor Wendy Faulkner has over 11,000 skydives and a world record


Two full-time Tandem Instructors with over 15,000 skydives combined

Four FAA rated Senior Riggers


Three Commercially Rated Pilots



The Credentialing Assistance Process



- Objectives:
 - Credentialing Assistance program and requirements
- Contact your state's Education Services Office or Education Services Specialist for more information
 - Visit GoArmyEd.com, scroll to the bottom and click on Education Centers
 - TX Guard Soldiers: Mary Lantz, 512-782-1016 or mary.d.lantz2.civ@mail.mil



Credentialing Assistance

- ✓ Over 1500 Credentials listed in Army COOL
- ✓ You pick the training, materials, book, exam
- ✓ \$4000/FY
- ✓ Anyone can use the program-Enlisted or Officers
- ✓ Officers have MSO- 2 yrs./AGR, 4 yrs./M-day
- ✓ Must pass training or exam to avoid recoupment
- ✓ Applications take 45 days to process
- ✓ Can work on more than one credential at a time

"Education, The Key To Strength and Readiness"



Popular Credentials




- ✓ CompTIA
- ✓ Emergency Medical Technician (EMT)
- ✓ Associate Professional in Human Resources (aPHR)
- ✓ Certified Logistics Technician (CLT)
- ✓ Certified Personal Trainer (CPT)
- ✓ Certified Welder (CW)
- ✓ Commercial Driver License (CDL)
- ✓ Lean Six Sigma
- ✓ Project Management Professional (PMP)

1500+ credentials

<https://www.cool.osd.mil/army/index.htm>



"Education, The Key To Strength and Readiness"



Army Credentialing Assistance Program

Application Checklist (As of: 15MAR20)

- ☐ Contact your State ESO/ESS to schedule a Credentialing Assistance counseling session: https://www.goarmyed.com/public/public_goarmyed-education_centers.aspx -OR- www.nationalguard.com/select-your-state
- ☐ Research Army COOL at: <https://www.cool.osd.mil/army> for Credential requirements/eligibility and to select your credential/licensure of choice.
- ☐ Identify your school/training facility/credentialing agency. You may select the training provider of your choice. Contact training provider for course/exam details and prerequisites. Obtain itemized invoice and detailed class/exam schedule with locations.
- ☐ Establish your GoArmyEd account at: www.goarmyed.com
To find out if your account is already active, log-in to GoArmyEd and click "My Education Record". If your account status says: Active: TA eligible, move to the next step. New Users: Click "Request TA Access" OR For reactivations: Click "Change Degree/School"
1. Establish your degree plan by selecting "Credentialing Pathway"
2. Establish your school by selecting "Credential School"
- ☐ Open a GoArmyEd Helpdesk case and select "Credentialing Request" as case type. Download and save the Credential Request (CR) and Statement of Understanding (SOU). You may close the browser if you are not able to upload the CR and SOU immediately.
- ☐ Complete the Credential Request for each training course and exam.
The CR has 3 tabs -Credential (select your credential)
-Admin (all yellow shaded blocks must be completed)
Start date must be 45 days from submission.
-Cost (Exam Costs that are separate from the training, materials, books must be submitted on two separate CA requests)
- ☐ Using your CAC, sign your Statement of Understanding.
- ☐ Open a GoArmyEd helpdesk again and upload the CR and SOU. Select "add a note" to attach the digitally signed SOU. You can add any supporting documentation such as an invoice, prerequisite info, etc., by selecting "add note".
- ☐ Monitor the status of your request via the helpdesk case. You will also receive email updates to your default email address you provided GoArmyEd. (Military or Civilian)

GoArmyEd Helpdesk: (800) 817-9990
M-F 0600-1800 CST

State ESO/ESS Information: Mary Lantz, Education Services Specialist
512-782-1016
mary.d.lantz2.civ@mail.mil

"Education, The Key To Strength and Readiness"

Mission Statement

Skydiving is a challenging sport with multiple hard to master disciplines. We absolutely believe skydiving enhances the skills required for soldier readiness and leadership development. Skydiving enhances critical thinking in dynamic, high-stress environments, requiring snap decisions with real world consequences.

It's also really fun

Skydiving Occupations

- Coach
- Videographer
- Tandem Instructor
- Accelerated Free Fall Instructor
- Rigger
- Instructor Examiners
- Drop Zone Management
- Professional / Demonstration Team Member

Licensing

- **A License** – Basic Skydiving License
 - May jump without supervision, pack their own main parachute, engage in basic group jumps, and perform water jumps
- **B License** – Intermediate
 - Indicates proficiency in basic free fall and canopy skills
 - Perform night jumps, with 100 jumps are eligible for the USPA Coach rating
- **C License** – Advanced
 - Eligible to become USPA Instructor and participate on certain demo jumps
 - Allows training in advanced skydiving techniques (Wing Suit, Freefly)
- **D License** – Professional
 - Eligible for Pro and Tandem Instructor ratings

USPA A License

This course includes 25 skydives with all instruction, rental equipment, membership and licensing.

The soldier commits to a self-paced jump schedule wherein they are required to jump at least once a month until the course is complete to maintain currency.

This course can be completed in as little as two weeks depending on the level of commitment and weather.

The average skydiver takes two to three months.

Ground Training

First Jump Course - 4-6 Hour Ground School

Packing Class - Must Jump Self-Packed Parachute

Spotting - Directional Awareness and Flight Pattern Correction

Emergency Procedures - Malfunction Identification and Correction

Canopy Control - Safe Flight Practices and Approach

Accuracy - Land within 60 Feet of Target

Landing - PLF and Safe Standup Landings

Final Written - 40 Multiple Choice

Oral Exam - Practical

Skydives



Each jump the skydiver performs ground training, inspections, and rehearsals, building on previously attained skills.

Training Tandems (2): Instructor attached skydive ensures altitude awareness, controlled freefall, proper canopy flight and landing procedures.

AFF Jumps (6): AFF accompanied skydive with solo student equipment. Each AFF skydive progressively builds skills required to jump unsupervised.

Coach Jumps (5): Student demonstrates forward, backward, rising, sinking maneuvers and docking with coach in freefall learning to skydive in groups safely.

Low Altitude Jumps (2): Simulated aircraft emergency exits at 5500 and 3500 feet. Student exits plane stable and deploys canopy within 5 seconds.

25 Jumps in Total: Remaining jumps are self supervised practice or retests.

Day 1

First Jump Course- 9 AM arrival

1. Equipment
2. Aircraft
3. Freefall
4. Canopy Control
5. Landing
6. Emergency Procedures

Rehearsals

First and Second Tandem Skydive (time and weather dependent)

Typical Training Day

1. Sign in
2. Discuss Weather Conditions and Landing Pattern
3. Study, Train, Rehearse Current Level Skydive
4. Practice Emergency Procedures
5. Inspect Equipment
6. Skydive
7. Review
8. Log

Repeat steps 2 - 7

B License

- Obtained a USPA A license
- Completed 50 jumps including:
 - Accumulated at least 30 minutes of controlled freefall time
 - Landed within 33 feet of target center on ten jumps
- Successful completion of planned formation(s) on ten formation skydives, at least five of which must involve at least three participants
- Documentation of live water landing training with full equipment in accordance with the procedures in the Skydiver's Information Manual
- Complete Canopy Control Course and requirements
- Passed the written USPA B license exam conducted by a current USPA I, I/E, S&TA, or USPA Board member.

C License

- Met all current requirements for a USPA B license
- Completed 200 jumps, accumulating at least 60 minutes of controlled freefall time
- Landed within seven feet of target center 25 times
- Successful completion of 50 formation skydives, at least 10 of which must involve at least four participants
- Passed the USPA written C license exam conducted by a current USPA I, I/E, S&TA, or USPA Board member

D License

- Met all current requirements for USPA C license
- Completed 500 jumps including accumulating at least three hours of controlled freefall time
- Made two night jumps with a freefall of at least 20 seconds
- Passed the written USPA D license exam conducted by a current USPA I/E, S&TA, or board member

Questions?



Contact Info

Skydive Temple

Scott and Anthony Maschek

15771 South I - 35, Salado TX

254-947-3483

skydive@skydivetemple.com

Get started @
GoArmyEd.com

Contact Info

Texas ARNG Education Office

Mary Lantz, ESS, 512-782-1016,
mary.d.lantz2.civ@mail.mil

1LT Nancy Wolcott, Education
Counselor, 512-782-1479
nancy.k.wolcott.mil@mail.mil

1LT Carrie Kerscher, Education
Counselor, 512-782-5310
carrie.a.kerscher.mil@mail.mil